

BUILT TO LAST

HYDRO PC
PCND

BUILT TO LAST.
OVER 25 YEARS AND
1,300,000,000 METERS SOLD.




HYDRO PC
PCND

LASTING QUALITY

RELIED ON WORLDWIDE.

Over 25 years ago, Rivulis Hydro PC set the standard for reliability. More than one billion meters later it still does. Farmers from Europe, South America, Australia, Africa and the USA trust the Rivulis Hydro PC range of products for long-term horticultural applications including orchards, vineyards and greenhouses. Manufactured in seven countries, and exported globally, it remains one of the most popular drip lines in the world for one simple reason – you can depend on it, season after season.



WHAT SETS THE HYDRO PC/PCND DRIP LINES APART?

EXTRA redundancy

tough cylindrical dripper with 2 water outlets in every dripper.

600% MORE

effective filtration area than the leading competitor.

TRUSTED

over 1.3 billion meters sold worldwide.

PRESSURE COMPENSATED (PC)

for sloping ground and Pressure Compensated No Drain (PCND) option for pulse irrigation.

A white drip line pipe is shown in a field, with a small amount of water dripping from a hole. Two orange arrows point upwards from the pipe towards the text. A dotted orange line starts from the pipe and curves upwards and to the left. The background shows a blurred field of green plants under a blue sky.

WHY A WHITE DRIP LINE?

Available for all Rivulis HydroPC and PCND configurations:

- Absorbs less radiation than black tube
- Keeps the water temperature lower in your drip line. Very helpful in pulsing applications where water remains in the tube between irrigation cycles
- Co-extruded strong and durable manufacturing process
- Great for greenhouses where the white tube provides additional reflective surfaces

HYDRO PC
PCND

LASTING DESIGN

INNOVATIVE DESIGN THAT'S
LASTED THE DISTANCE



CYLINDRICAL EMITTER:

EXTRA TOUGH DESIGN

The Rivulis Hydro PC/PCND range cylindrical drippers are large, tough and can tolerate harsh environments.



DUAL OUTLETS:

BUILT-IN REDUNDANCY

Unlike other emitters with just one outlet, if a Hydro PC Emitter outlet becomes blocked, a second outlet on the opposing side provides redundancy for the emitter. An additional benefit of the dual outlets is that it doesn't matter what direction you lay the tube. Dual outlets are standard in all Hydro PC configurations with 15 cm and greater spacing.



MULTI-ZONE INLET FILTER:

PROTECTING YOUR
EMITTERS YEAR
AFTER YEAR

Due to its unique cylindrical design, Hydro PC is built with a larger inlet filter than most competing drip lines.

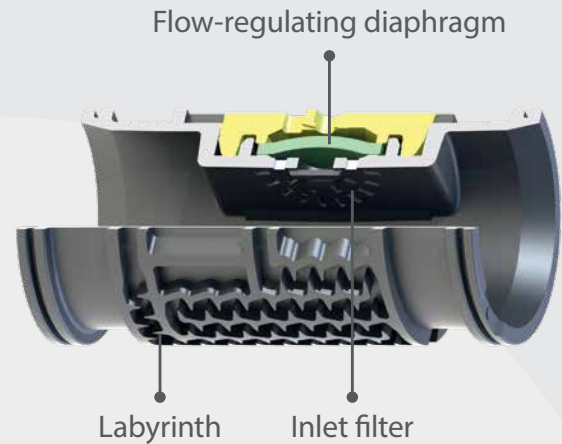
H

PC

PRESSURE COMPENSATED

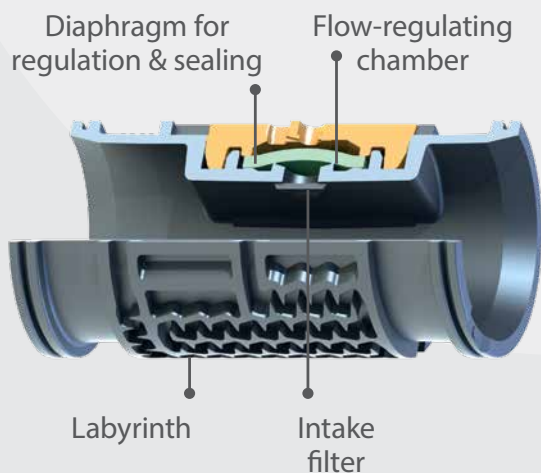
What it does: Within a relatively large pressure range, PC ensures the same flow per dripper regardless of what the pressure is at that point of the tube. So the dripper at lower elevation will emit the same amount of water as the dripper at the highest point.

Where to use: Undulating ground and long run lengths.



HYDRO

PC OR PCND WHICH IS RIGHT FOR YOU?



PCND

PRESSURE COMPENSATING & NO DRAIN

Also known as CNL

What it does: In addition to pressure compensating, the dripper seals when pressure falls below 1 m pressure (1.2 m pressure in 12 mm Hydro PCND) to stop water draining out of the tube at shut-off.

Where to use: Pulse irrigation, subsurface and highly undulating ground. Also ideal for greenhouse applications.

RIVULIS HYDRO PC
PERFORMANCE DATA

Nominal Ø	Wall Thickness		Internal Ø	Outside Ø	Flow Rate	Operating Pressure Range	Roll Length	Maximum Run Length x Spacing between Drippers (cm) on Flat Ground							
								15	20	30	40	50	60	75	100
(mm)	(mil)	(mm)	(mm)	(mm)	(l/h)	(bar)	(m)	(m)	(m)	(m)	(m)	(m)	(m)	(m)	
12	35	0.89	10.4	12.2	1.05	0.75 - 3.0	600	59	76	109	138	166	192	229	284
12	40	1.02	10.4	12.4		0.75 - 3.5		63	82	117	149	179	206	246	306
16	35	0.89	13.8	15.6	1.2	0.6 - 3.0	400	90	117	166	211	253	292	347	431
16	40	1.02	13.8	15.8		0.6 - 3.5		97	125	178	227	272	314	374	464
16	45	1.14	13.8	16.1		0.6 - 3.5		97	125	178	227	272	314	374	464
17	40	1.02	15.3	17.3	1.2	0.6 - 3.5	350	122	157	222	281	336	386	458	565
17	45	1.14	15.3	17.6		0.6 - 3.5		122	157	222	281	336	386	458	565
17	47	1.19	15.3	17.7		0.6 - 3.5		122	157	222	281	336	386	458	565
20	40	1.02	17.6	19.6	1.2	0.75 - 3.5	300	160	206	289	364	434	499	590	727
20	45	1.14	17.6	19.9		0.75 - 3.5		160	206	289	364	434	499	590	727
20	47	1.19	17.6	20.0		0.75 - 3.5		160	206	289	364	434	499	590	727
16	35	0.89	13.8	15.6	1.6	0.75 - 3.0	400	75	97	137	175	210	242	288	358
16	40	1.02	13.8	15.8		0.75 - 3.5		80	104	148	188	226	260	310	385
16	45	1.14	13.8	16.1		0.75 - 3.5		80	104	148	188	226	260	310	385
17	40	1.02	15.3	17.3	1.6	0.75 - 3.5	350	101	130	184	233	278	320	380	470
17	45	1.14	15.3	17.6		0.75 - 3.5		101	130	184	233	278	320	380	470
17	47	1.19	15.3	17.7		0.75 - 3.5		101	130	184	233	278	320	380	470
20	40	1.02	17.6	19.6	1.6	0.75 - 3.5	300	133	170	240	302	360	415	490	604
20	45	1.14	17.6	19.9		0.75 - 3.5		133	170	240	302	360	415	490	604
20	47	1.19	17.6	20.0		0.75 - 3.5		133	170	240	302	360	415	490	604
16	35	0.89	13.8	15.6	2.2	0.75 - 3.0	400	61	78	112	142	171	197	234	291
16	40	1.02	13.8	15.8		0.75 - 3.5		65	84	120	153	183	212	252	313
16	45	1.14	13.8	16.1		0.75 - 3.5		65	84	120	153	183	212	252	313
17	40	1.02	15.3	17.3	2.2	0.75 - 3.5	350	82	106	149	190	227	261	309	382
17	45	1.14	15.3	17.6		0.75 - 3.5		82	106	149	190	227	261	309	382
17	47	1.19	15.3	17.7		0.75 - 3.5		82	106	149	190	227	261	309	382
20	40	1.02	17.6	19.6	2.2	0.75 - 3.5	300	108	138	195	246	293	337	398	492
20	45	1.14	17.6	19.9		0.75 - 3.5		108	138	195	246	293	337	398	492
20	47	1.19	17.6	20.0		0.75 - 3.5		108	138	195	246	293	337	398	492
16	35	0.89	13.8	15.6	3.6	0.75 - 3.0	400	44	57	81	103	124	143	171	212
16	40	1.02	13.8	15.8		0.75 - 3.5		47	61	87	110	133	154	184	228
16	45	1.14	13.8	16.1		0.75 - 3.5		47	61	87	110	133	154	184	228
17	40	1.02	15.3	17.3	3.6	0.75 - 3.5	350	59	77	108	138	165	190	224	279
17	45	1.14	15.3	17.6		0.75 - 3.5		59	77	108	138	165	190	224	279
17	47	1.19	15.3	17.7		0.75 - 3.5		59	77	108	138	165	190	224	279
20	40	1.02	17.6	19.6	3.6	0.75 - 3.5	300	78	100	141	179	213	245	290	358
20	45	1.14	17.6	19.9		0.75 - 3.5		78	100	141	179	213	245	290	358
20	47	1.19	17.6	20.0		0.75 - 3.5		78	100	141	179	213	245	290	358

“

WE HAVE OVER 1.2 MILLION METRES OF RIVULIS HYDRO PC DRIP LINE THAT WAS INSTALLED IN OUR ALMOND CROP SEVEN YEARS AGO. THE EMITTERS ARE STILL PERFORMING LIKE THE DAY THEY WERE FIRST INSTALLED

TIM ORR, LAKE CULLULLERAIN, AUSTRALIA

”



RIVULIS HYDRO PCND PERFORMANCE DATA

Nominal Ø	Wall Thickness		Internal Ø	Outside Ø	Flow Rate	Operating Pressure Range	Roll Length	Maximum Run Length x Spacing between Drippers (cm) on Flat Ground							
								15	20	30	40	50	60	75	100
(mm)	(mil)	(mm)	(mm)	(mm)	(l/h)	(bar)	(m)	(m)	(m)	(m)	(m)	(m)	(m)	(m)	
12	35	0.89	10.4	12.2	1.05	0.75 - 3.0	600	59	76	109	138	166	192	229	284
12	40	1.02	10.4	12.4		0.75 - 3.5		63	82	117	149	179	206	246	306
16	35	0.89	13.8	15.6	1.35	0.6 - 3.0	400	84	108	154	195	234	271	322	399
16	40	1.02	13.8	15.8		0.6 - 3.5		90	116	165	210	252	291	347	430
16	45	1.14	13.8	16.1		0.6 - 3.5		90	116	165	210	252	291	347	430
17	40	1.02	15.3	17.3	1.35	0.6 - 3.5	350	113	146	206	260	311	358	424	523
17	45	1.14	15.3	17.6		0.6 - 3.5		113	146	206	260	311	358	424	523
17	47	1.19	15.3	17.7		0.6 - 3.5		113	146	206	260	311	358	424	523
20	45	1.14	17.6	19.9	1.2	0.75 - 3.5	300	160	206	289	364	434	499	590	727
20	47	1.19	17.6	20.0		0.75 - 3.5		160	206	289	364	434	499	590	727
16	35	0.89	13.8	15.6	1.75	0.75 - 3.0	400	70	91	130	165	198	229	272	338
16	40	1.02	13.8	15.8		0.75 - 3.5		76	98	139	177	213	246	293	363
16	45	1.14	13.8	16.1		0.75 - 3.5		76	98	139	177	213	246	293	363
17	40	1.02	15.3	17.3	1.6	0.75 - 3.5	350	101	130	184	233	278	320	380	470
17	45	1.14	15.3	17.6		0.75 - 3.5		101	130	184	233	278	320	380	470
17	47	1.19	15.3	17.7		0.75 - 3.5		101	130	184	233	278	320	380	470
20	45	1.14	17.6	19.9	1.75	0.75 - 3.5	300	125	160	226	285	340	391	462	570
20	47	1.19	17.6	20.0		0.75 - 3.5		125	160	226	285	340	391	462	570
16	35	0.89	13.8	15.6	2.35	0.75 - 3.0	400	58	75	107	136	163	189	224	279
16	40	1.02	13.8	15.8		0.75 - 3.5		62	81	115	146	176	203	242	300
16	45	1.14	13.8	16.1		0.75 - 3.5		62	81	115	146	176	203	242	300
17	40	1.02	15.3	17.3	2.35	0.75 - 3.5	350	79	101	143	182	217	250	296	366
17	45	1.14	15.3	17.6		0.75 - 3.5		79	101	143	182	217	250	296	366
17	47	1.19	15.3	17.7		0.75 - 3.5		79	101	143	182	217	250	296	366
20	45	1.14	17.6	19.9	2.35	0.75 - 3.5	300	103	132	187	236	281	323	382	472
20	47	1.19	17.6	20.0		0.75 - 3.5		103	132	187	236	281	323	382	472
16	35	0.89	13.8	15.6	3.75	0.75 - 3.0	400	43	55	79	100	121	140	167	207
16	40	1.02	13.8	15.8		0.75 - 3.5		46	59	84	108	130	150	179	222
16	45	1.14	13.8	16.1		0.75 - 3.5		46	59	84	108	130	150	179	222
17	40	1.02	15.3	17.3	3.75	0.75 - 3.5	350	58	75	106	135	161	185	220	273
17	45	1.14	15.3	17.6		0.75 - 3.5		58	75	106	135	161	185	220	273
17	47	1.19	15.3	17.7		0.75 - 3.5		58	75	106	135	161	185	220	273
20	45	1.14	17.6	19.9	3.6	0.75 - 3.5	300	78	100	141	179	213	245	290	358
20	47	1.19	17.6	20.0		0.75 - 3.5		78	100	141	179	213	245	290	358

RIVULIS HYDRO PC AND HYDRO PCND FLOW REGULATING DRIP LINE

Drip Line	Hydro PC		Hydro PCND			
Dripper Type	Cylindrical					
Pressure Compensating	✓		✓			
No Drain	✗		✓			
Flow Rates (lph)	1.05	1.2, 1.6, 2.2, 3.6	1.05	1.35, 1.75, 2.35, 3.75	1.35, 1.60, 2.35, 3.75	1.20, 1.75, 2.35, 3.60
Drip Line Diameter (mm)	12	16, 17, 20	12	16	17	20
Drip Line Wall Thickness	12 mm : 35, 40 mil 16 mm: 35, 40, 45 mil 17, 20 mm: 40, 45, 47 mil					
Outlet	2 hole top and bottom outlet (above 15 cm spacing configurations)					



Case study outcomes are for information purposes only and actual results may vary. This literature has been compiled for worldwide circulation and the descriptions, photos, and information are for general purpose use only. Please consult with an irrigation specialist and technical specifications for proper use of Rivulis products. Because some products are not available in all regions, please contact your local dealer for details. Rivulis reserves the right to change specifications and the design of all products without notice. Every effort has been used to ensure that product information, including data sheets, schematics, manuals and brochures are correct. However information should be verified before making any decisions based on this information.